




The College Search Process: Finding Your Match & Fit!

Student Presentation
February 2020

College acceptance and enrollment are important, but college completion is the goal!



One way to accomplish this goal is by focusing on Match & Fit.

You should include both Match and Fit in your college search.



Match

- How your academic profile (GPA, test scores, transcript) relates to institution's competitiveness
- The “Science” of the college search process

Fit

- How your financial, social and personal preferences align to institution
- The “Art” of the college search process

Match is the foundation of your search. Start with Match!



GPA



Test Scores



Transcript



Transcript



Test Scores



GPA

Using a student's **GPA** and **PSAT/SAT/ACT**, each college can be categorized into a Match Category for that student (e.g., Target, Reach, and Likely)

A Balanced List includes 2 colleges in each major Match Category: Likely, Target and Reach.

Likely



Student's academic credentials **exceed** the school's average range for admitted students (student is **overqualified**).

Target



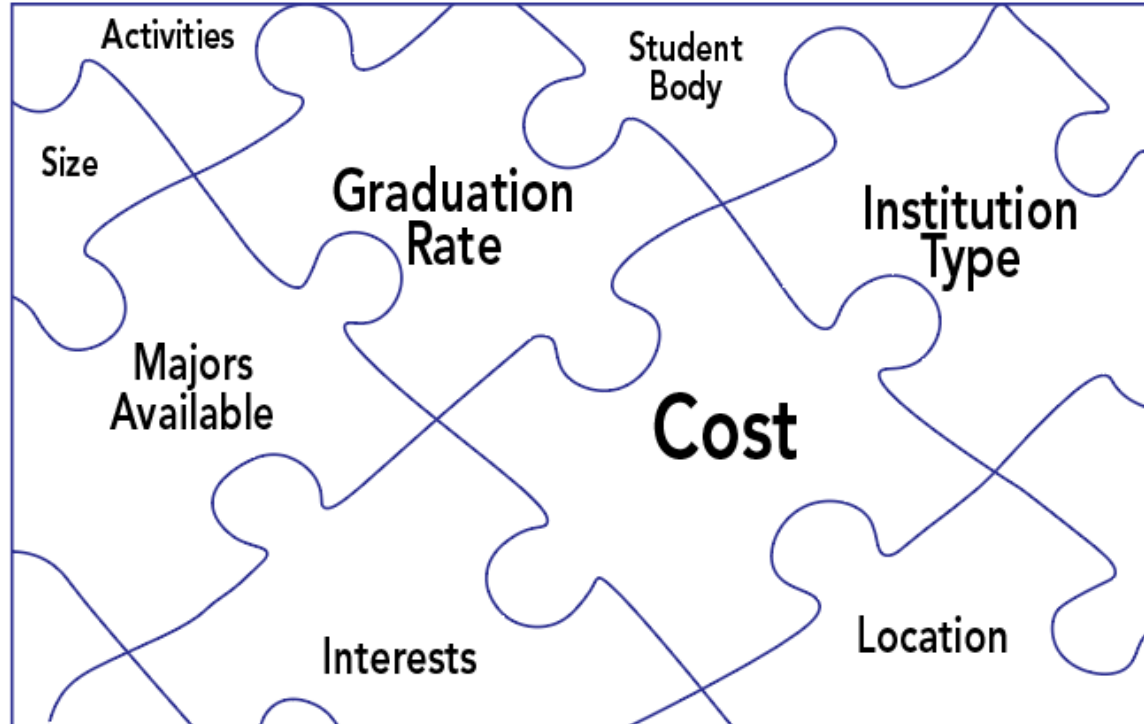
Student's academic credentials **are within** the school's average range for admitted students.

Reach



Student's academic credentials are at the **lower end or below** the school's average range for admitted students. Also includes **highly selective** colleges that are hard to gain admission to, even for most academically qualified.

Make sure all of the colleges in your Likely, Target and Reach categories also fit your preferences.



There are a lot of considerations for college fit and affordability is an important one! Make sure to take estimated college costs and financial aid into consideration when building your list.

Your goal is to build a Balanced List:
at least 2 Target, 2 Reach, 2 Likely Colleges
(that also meet your Fit preferences)



You can adjust your list as you learn more about the colleges and as you improve your GPA and test scores. But always make sure you have **multiple options in each match category that you would be happy to attend!**

MATCH & FIT

LIST BUILDER

A Partnership Between Achieve Atlanta and Atlanta Public Schools

Six Steps to Build a Balanced List!

- 1 **Login** to the List Builder and choose the start button.
- 2 Confirm or adjust your **academic profile** to see your college match options.
- 3 Choose your **fit filters** to update your options with your preferences.
- 4 **Learn more** about your college options.
- 5 **Add colleges** to your list. You should have a minimum of **2 Target, 2 Reach, and 2 Likely** colleges.
- 6 **Share your list** with your family, counselor, and/or college adviser and update as needed.

1

Get started by logging in to My Backpack and choosing the Match & Fit List Builder app.



Match & Fit List
Builder

MATCH&FIT

LIST BUILDER

A Partnership Between Achieve Atlanta and Atlanta Public Schools

Why College?	What is Match & Fit?	What is the Match & Fit List Builder?	How Do I Use the List Builder?
<p>The case for college is clear. People who complete higher education are more satisfied with their careers, wealthier, and better prepared to achieve their dreams.</p>	<p>When you are searching for colleges, you should make sure to consider both Match & Fit.</p> <p>Match refers to how well your academic profile (GPA and college entrance test scores) align to a college's academic profile. You should find multiple colleges in each of the three critical match categories: Target, Reach, and Likely.</p> <p>Fit refers to other factors such as college costs, location, and campus size.</p>	<p>The Match & Fit List Builder is an online platform to support Atlanta Public School students like you build your college list.</p> <p>By end of junior year, you should have a Balanced College List which includes a minimum of two Target, two Reach and two Likely colleges that also meet your desired fit criteria.</p>	<p>Video Overview</p> <p>Match & Fit List Builder Guide</p> <p>FAQs and Troubleshooting</p>
<p>Click Here to Start Building Your List</p>			

Choose “Click here to Start Building Your List.
Login using your APS email address and password

MATCH&FIT

LIST BUILDER

A Partnership Between Achieve Atlanta and Atlanta Public Schools

Searching for colleges can be difficult. You can use this online tool to build a list of college options that match your academic profile and are also a good fit for you. Click below to start building your list:

Start with data that APS has in its records for me

Start with what I entered last time I visited this page

Choose a start button. First time users will only see the top button.

2

Confirm or adjust your **academic profile** to see your college match options.

Jordan Williams

Let's start by getting some information about you. Please make sure the information on this page is correct and fill in any missing information. Once you're finished, click "Start Building My List" below.

Please fill out the "Demographic Data" section.

SAT Score Report

Your Total Score

1,200 1200

Section Scores

Reading & Writing 590 590 Math 610 610

Clear SAT Data

ACT Score Report

Your Composite Score

24 24

Subject Test Scores

English 25 25 Reading 23 23 Math 24 24

Clear ACT Data

Demographic Data

Gender

Male

Estimated Yearly Household Income

Please select your estimated family income.

Filling in this answer will help the site make a more accurate estimate of each college's estimated net cost.

Transcript GPA

GPA

83.00-85.99

PSAT Score Report

Your Total Score

Only fill this score out if you do not have an SAT or ACT Score.

1,000 1000

Complete the Information Above

Clear All Data Go Back

Data verified by APS will display automatically. Confirm or adjust data (if you have more recent test scores, for example), including household income question to turn bottom button blue. And choose "Start Building My List"

Jordan Williams

SAT: 1200✓
 PSAT: 1000✓
 GPA: 83.00-85.99✓

✓ = Matches known APS data

Adjust filters below to refine results:

Type: (All) ?

Degree Type: (All) ?

School Size: (All) ?

Region: Georgia ?

State: GA ?

Majors: (All) ?

HBCU: (All) ?

Test Optional: (All) ?

Match Category: (Multiple values) ?

Achieve Atlanta Scholarship Eligible: (All) ?

Search for a School
 If you can't find a college, try clearing the filters.

College/University Options

(Click on a school to see more information and/or add it to your college list)

Sort by Grad Rate ▾

Show top 5 ▾

Match Category	Institution Name & Location	Grad Rate	Estimated Cost Per Year
Target	Piedmont College Demorest, GA	54%	\$14,130
	Morehouse College Atlanta, GA	52%	\$31,789
	LaGrange College Lagrange, GA	51%	\$18,824
	Toccoa Falls College Toccoa Falls, GA	51%	\$18,074
	Kennesaw State University Kennesaw, GA	49%	\$16,120
Reach	Emory University-Oxford College Oxford, GA	87%	\$11,540
	University of Georgia Athens, GA	84%	\$11,975
	Savannah College of Art and Design Savannah, GA	66%	\$38,264
	Covenant College Lookout Mountain, GA	62%	\$18,605
	Mercer University Macon, GA	62%	\$18,687
Likely	Luther Rice College & Seminary Lithonia, GA	61%	\$17,312
	Point University West Point, GA	59%	\$23,291
	Shorter University Rome, GA	49%	\$18,530
	Life University Marietta, GA	47%	\$24,983
	Young Harris College Young Harris, GA	46%	\$16,447

Based on your academic profile, the List Builder will first show you the top 5 options (sorted by college graduation rate) in Georgia in each of your Match categories—Target, Reach, and Likely.

3

Choose your **fit filters** to update your options with your preferences.

Jordan Williams
 SAT: 1200 ✓
 PSAT: 1000 ✓
 GPA: 83.00-85.99 ✓
 ✓ = Matches known APS data

Adjust filters below to refine results:

Type: (All) ?

Degree Type: Bachelor's (4-Year) ?

School Size: (All) ?

Region: Georgia ?

State: GA ?

Majors: (All) ?

HBCU: ☐ (All)

Test Optional: ☐ Agriculture or Natural Resources

Match Category: ☒ Architecture

Achieve Atlas: ☒ Business Management/Marketing/Accounting/Finance

Search for a:

If you can't find:

☒ Communication/Journalism

☒ Communications Technology (AV, Graphic Design, etc)

☐ Computer and/or Information Technology (IT)

☐ Criminal Justice/Law Enforcement/Firefighting

☐ Cultural/Ethnic/Gender Studies

☒ Education

☒ Engineering

☐ English Language/Literature

☐ Foreign Languages

☐ Health Professions

☐ History

☐ Hospitality

☐ Legal Studies

☐ Library Science

☐ Mathematics/Statistics

☐ Multidisciplinary Studies

☐ Parks/Recreation/Leisure Studies

☐ Personal or Culinary Services

☐ Philosophy/Religious Studies/Theology

☐ Physical Sciences

☐ Psychology

☐ Public Administration/Policy/Political Science

Cancel Apply

College/University Options Sort by Grad Rate

(Click on a school to see more information and/or add it to your college list) Show to...

Match Category	Institution Name & Location	Grad Rate	Estimated Cost Per Year
Target	Piedmont College Demorest, GA	54%	\$17,308
	Morehouse College Atlanta, GA	52%	\$37,922
	LaGrange College Lagrange, GA	51%	\$20,660
	Toccoa Falls College Toccoa Falls, GA	51%	\$20,516
	Kennesaw State University Kennesaw, GA	49%	\$18,988
Reach	University of Georgia Athens, GA	84%	\$15,203
	Savannah College of Art and Design	66%	\$41,390
	Georgia Southern University Statesboro, GA	62%	\$20,040
	Georgia State University Atlanta, GA	62%	\$19,923
	Georgia College & Seminary Milledgeville, GA	61%	\$17,312
	Georgia Institute of Technology Atlanta, GA	59%	\$23,889
	Georgia State University Atlanta, GA	49%	\$20,530
	Georgia College & Seminary Milledgeville, GA	47%	\$26,845
	Georgia College & Seminary Milledgeville, GA	46%	\$17,971

Adjust Fit Filters in green box to align with your preferences (location, size, major, etc.). You can also expand to see more options using filters at top. Your options will automatically update.

4

Learn more about your college options.

[Edit My Information](#)

Jordan Williams
 SAT: 1200 ✓
 PSAT: 1000 ✓
 GPA: 83.00-85.99 ✓

✓ = Matches known APS data

Adjust filters below to refine results:

Type: [All] ?

Degree Type: Bachelor's (4-Year) ?

School Size: [All] ?

Region: Georgia ?

State: GA ?

Majors: [All] ?

HBCU: [All] ?

Test Optional: [All] ?

Match Category: [All] ?

Achieve Atlanta Scholarship Eligible: [All] ?

Search for a School
 If you can't find a college, try clearing the filters.

College/University Options

(Click on a school to see more information and/or add it to your college list) Show to...

Sort by Grad Rate

Match Category	Institution Name & Location	Grad Rate	Estimated Cost Per Year
Target	Piedmont College Demorest, GA	54%	\$14,130
	Morehouse College Atlanta, GA	52%	\$31,789
	LaGrange College Lagrange, GA	51%	\$18,824
	Toccoa Falls College Toccoa Falls, GA	51%	\$18,074
	Kennesaw State University Kennesaw, GA	49%	\$16,120
Reach	University of Georgia Athens, GA	84%	\$11,975
	Savannah College of Art and Design Savannah, GA	66%	\$38,264
	Covenant College Lookout Mountain, GA	62%	\$18,605
	Mercer University Macon, GA	62%	\$18,687
	Berry College Mount Berry, GA	62%	\$18,084
Likely	Luther Rice College & Seminary Lithonia, GA	61%	\$17,312
	Point University West Point, GA	59%	\$23,291
	Shorter University Rome, GA	49%	\$18,530
	Life University Marietta, GA	47%	\$24,983
	Young Harris College Young Harris, GA	46%	\$16,444
Very Likely	Georgia Military College Milledgeville, GA	27%	\$9,732
	Bainbridge State College Bainbridge, GA	22%	\$10,648
	Andrew College Cuthbert, GA	19%	\$26,112
	South Georgia State College Douglas, GA	19%	\$8,700
	Atlanta Metropolitan State College Atlanta, GA	17%	\$4,747
	Emory University		

Kennesaw State University
 Kennesaw, GA (Public)

Distance from Atlanta: 23 miles
 Student Population: 32,309
 Number of APS graduates attending each year: 35 students
 Percent who stay in college until at least their 2nd year: 78%

Estimated Cost per Year: \$16,120
 Graduation Rate: 49.5%
 Acceptance Rate: 60.6%

Minimum SAT/ACT Requirements:
 Minimum SAT Reading/Writing Section: 500
 Minimum SAT Math Section: 490
 Minimum ACT English: 18
 Minimum ACT Math: 18

[Click here to learn more about this college.](#)

[Add Kennesaw State University to My College List](#)

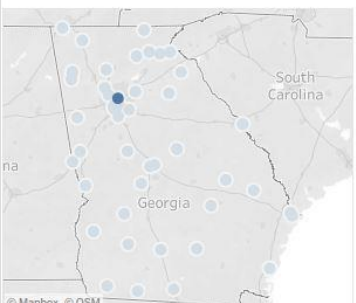
[Finish and Review My College List](#)

Select a college in the middle column to learn more about it in blue box at top right and/or “Click here to learn more about this college” to go to College Scorecard. If you don’t see a college you’re interested in, you can use the search feature at the bottom of the green box.

Add colleges to your list. You should have a minimum of 2 Target, 2 Reach, and 2 Likely colleges.

Edit My Information

Jordan Williams
SAT: 1200 ✓
PSAT: 1000 ✓
GPA: 83.00-85.99 ✓
✓ = Matches known APS data

Adjust filters below to refine results:
Type: (All) ?
Degree Type: Bachelor's (4-Year) ?
School Size: (All) ?
Region: Georgia ?
State: GA ?
Majors: (All) ?
HBCU: (All) ?
Test Optional: (All) ?
Match Category: (Multiple values) ?
Achieve Atlanta Scholarship Eligible: Yes ?
Search for a School
If you can't find a college, try clearing the filters. ?


College/University Options
(Sort by Grad Rate) Show to...

Match Category	Institution Name & Location	Grad Rate	Estimated Cost Per Year
	Kennesaw State University Kennesaw, GA	49%	\$18,988
	Reinhardt University Waleska, GA	49%	\$21,630
	Georgia Southwestern State University Americus, GA	44%	\$13,556
	Valdosta State University Valdosta, GA	44%	\$16,452
	Augusta University Augusta, GA	43%	\$17,973
	University of North Georgia Dahlonega, GA	34%	\$10,303
Reach	University of Georgia Athens, GA	84%	\$15,203
	Savannah College of Art and Design Savannah, GA	66%	\$41,390
	Covenant College Lookout Mountain, GA	62%	\$20,040
	Mercer University Macon, GA	62%	\$19,923
	Berry College Mount Berry, GA	62%	\$21,808
	Georgia College Milledgeville, GA	61%	\$19,465
	Georgia State University Atlanta, GA	59%	\$16,809
	Georgia Southern University Statesboro, GA	56%	\$17,346
	Oglethorpe University Atlanta, GA	47%	\$21,804
Likely	Luther Rice College & Seminary Lithonia, GA	61%	\$17,312
	Point University West Point, GA	59%	\$23,889
	Shorter University Rome, GA	49%	\$20,530
	Life University Marietta, GA	47%	\$26,845
	Young Harris College Young Harris, GA	46%	\$17,971
	University of West Georgia		

Oglethorpe University
Atlanta, GA (Private)
Distance from Atlanta: 9 miles
Student Population: 1,232
Number of APS graduates attending each year: 5 students
Percent who stay in college until at least their 2nd year: 73%
Estimated Cost per Year: \$21,804
Graduation Rate: 46.6%
Acceptance Rate: 58.0%
Minimum SAT/ACT Requirements:
College/University may have ACT/SAT minimum requirements.
Check its admissions website to determine if they exist.
[Click here to learn more about this college.](#)
Remove Oglethorpe University from My College List
Finish and Review My College List

My Target Colleges/Universities
University of North Georgia
Morehouse College
Kennesaw State University
My Reach Colleges/Universities
Mercer University
University of Georgia
Georgia College
Oglethorpe University
My Likely Colleges/Universities

Add colleges to your list. Build a balanced list of at least 2 Target, 2 Reach and 2 Likely colleges/universities. Choose “Finish and Review My College List” when you’re ready! (Don’t worry, you can always go back and change it!)

Share your list with your family, counselor, and/or college adviser and update as needed.

[Print My College/University Options List](#)

My College/University Options List Jordan Williams



Test Scores and GPA Used in this List

*If you added or changed any test scores or GPA in the tool, the match categories may not reflect what they would be for your actual academic profile.

GPA:	83.00-85.99✓	Highest SAT Score Reading & Writing Math	1200✓ N/A N/A	Highest ACT Score English Math Reading Science	24✓ N/A N/A N/A N/A	PSAT:	1000✓
------	--------------	---	--------------------	---	------------------------------	-------	-------

* GPA and test scores above reflect what you entered in the tool and may not be actual score. Scores with a ✓ match what APS has on record for you.

You developed the list below of colleges that interest you. Each college has a "match" category to help you have a better idea of your chances of getting in based upon your GPA and test score(s).

College/University	Match Category	Most Common Degree Type	Avg Number of APS Graduates Enrolling Each Year*	Avg Number of APS Students Returning for 2nd Year*	Grad Rate	Estimated Cost Per Year**
Morehouse College - Atlanta, GA	Target	Bachelor's	13	74%	52%	\$31,789
Kennesaw State University - Kennesaw, GA	Target	Bachelor's	35	78%	49%	\$16,120
University of Georgia - Athens, GA	Reach	Bachelor's	68	98%	84%	\$11,975
Mercer University - Macon, GA	Reach	Bachelor's	5	92%	62%	\$18,687
Georgia College - Milledgeville, GA	Reach	Bachelor's	6	100%	61%	\$16,928
Georgia State University - Atlanta, GA	Reach	Bachelor's	116	82%	59%	\$14,147
University of West Georgia - Carrollton, GA	Likely	Bachelor's	57	76%	46%	\$13,819
Clayton State University - Morrow, GA	Likely	Bachelor's	18	65%	41%	\$10,095

* Based on an average of the last three years of graduates who enrolled in that college/university.

** Based on the estimated yearly family income level between \$30,001 and \$48,000 a year. The estimated cost does not take into account the Achieve Atlanta Scholarship.

♦ You did not enter in enough subtest scores for us to check against institution's minimum test score requirement.

What You Should Do Next

- Learn more about these colleges by clicking the link above or visiting their websites
- If you have questions, reach out to a counselor or college adviser for help
- Work hard in your classes to maintain or improve your GPA
- Study for and retake the SAT or ACT if your scores aren't high enough for admission to where you want to go
- Update your list if needed by logging in through MyBackpack to start where you left off
- Share this list with your counselor or college adviser at the start of senior year to finalize where you will apply

What Do the Match Categories Mean?

Target	Your academic profile is within the college/university's average range. You have a decent chance of being admitted.
Reach	Your academic profile is lower than the college/university's average range. You have a chance of being admitted, but it's a stretch.
Likely	Your academic profile exceeds the college/university's average range. You have a strong chance of being admitted.
Very Likely	Your academic profile is well above the college/university's average range. You have a very strong chance of being admitted.
Far Reach	Your academic profile is significantly lower than the college/university's average range. It is unlikely that you'll be admitted.

Date Created: January 11, 2020

Review your list with family, counselor, and/or college adviser. As you learn more about specific colleges, you can log back in and update your list. Remember, you want to have a balanced college list – aim high and apply to multiple Reach and Target colleges, and make sure to apply to a couple Likely colleges too.